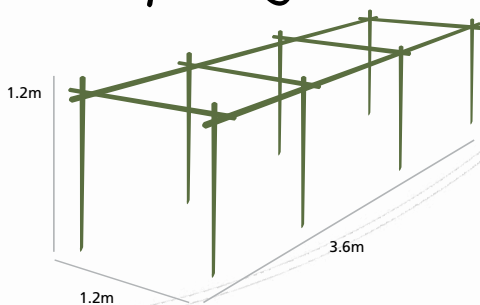


3.6m Jumbo Crop Cage

Max Size | 1.2m x 1.2m x 3.6m

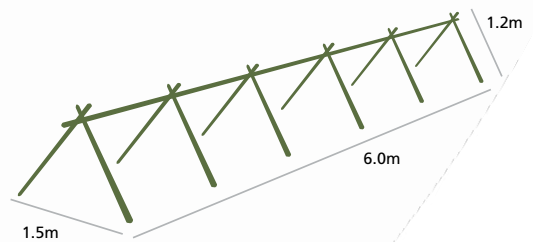
This versatile crop protection kit can make the following:

Crop Cage



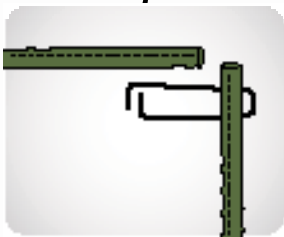
or

Crop Cloche



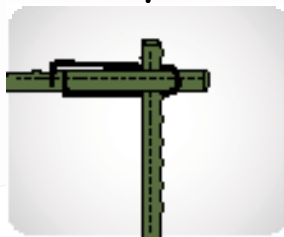
Assembly instructions

Step 1



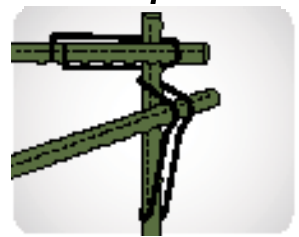
Attach the clip near the end of one stake

Step 2



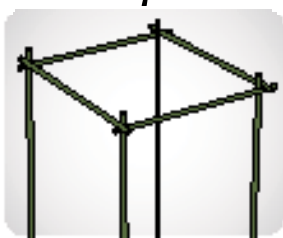
Make a right angle by attaching a second stake to the clip as shown

Step 3



Connect a third stake to make the corner as shown. Repeat steps 1-3 until you achieve a box-shaped cage

Step 4




Push the legs securely into the ground until the frame is sturdy and secure

Step 5



Extend your frame using the extenders provided

Step 6



Ensure all connections are secure and then attach netting